

State ODP Tryouts Sunday, September 7

ODP Tryout Instructions and Reminders

Welcome to month #3 (September 7) of State ODP Tryouts.

You are receiving this email because you have registered a player (or players) for 2025 State ODP Tryouts. If you registered multiple players using the same email address, you may only receive this email one time. If you are properly registered and paid, then you would have received a confirmation from TeamSnap. Please make sure you check your junk/spam folders if you feel you are missing your confirmation.

This will offer a few reminders for those who attended in July/August and go over the protocols for those attending their first tryout.

Urgent or Emergency Notifications:

Please watch the Cal North Website, your email or my Out of Office for updates concerning Urgent or Emergency Notifications regarding Weather, Air Quality Index (related to fires and heat) etc.

ODP Tryout Schedule and Location: Reminder

The schedule is the same as it was for July and August. Please remember, it is not mandatory to attend all sessions, however you must attend at least one to be selected.

Location: Mistlin Sports Complex | 1201 River Rd. Ripon, 95366

Schedule:

Sunday, September 7 (Players can attend both or either session-No reservations required) | (Field Players and Goal Keepers)
(Field Players and Goal Keepers)

ODP Girls: 9:00-10:30 and 1:00-2:30

ODP Boys: 11:00-12:30 and 3:00-4:30

If you know you will be absent: [2025-2026 Player Absent Form](#) (This form is for ODP Only)

Goal Keeping Schedule:

Time	Birth Years	Gender	Session Type	Where to Report
9:00 – 9:45 AM	2009 & 2010	Girls	GK Training	GK Training Area (designated goalkeeper zone)
	2011 & 2012			
9:45 – 10:30 AM	2013			
	2014			
11:00 – 11:45 AM	2009 & 2010	Boys	GK Training	GK Training Area (designated goalkeeper zone)
	2011 & 2012			
11:45 AM – 12:30 PM	2013			
	2014			
1:00 – 1:45 PM	2009 & 2010	Girls	Team Training	Assigned team field (keepers train with full squad)
	2011 & 2012			
1:45 – 2:30 PM	2013			
	2014			
3:00 – 3:45 PM	2009 & 2010	Boys	Team Training	Assigned team field (keepers train with full squad)
	2011 & 2012			
3:45 – 4:30 PM	2013			
	2014			

Example to understand attendance for Goalkeepers:

If you are a 2009/ 2010/2011/2012 Girl, you will attend GK Training 9:00-9:45 am at the designated GK area. Once the session is complete (9:45am) you will then move over to the assigned field where the field players are for your age group are and finish up with them at 10:30. If you are attending Session #2 at 1:00 pm, you will go straight to your field assignment with the field players and you will be assessed there and stay till 2:30 pm with the full group. Make sure you know the assigned field(s) for your age/gender. (The GK staff will move to other locations, players stay with your group). 2013/2014 Girls will report to your assigned field with the field players at 9:00 am and then move to the GK Area for the 9:45-10:30 GK Session. As with the older players, for Session #2 at 1:00 pm, you will report to the assigned field with the Field players. GK staff will be assessing players at their assigned field with the full pools in the afternoons. Boys will follow suit with the same format.

**All keepers can only attend at the assigned times for their age/gender (Example: 2010 Girl can only attend when the 2010 Girls are assigned 9:00-9:45 AM, they cannot come late and attend with the 2013/2014's or with the Boys time slots.) Staff has been assigned according to the attendance numbers.*

Field Assignments: (What Gender/Age will be on what fields)

2014 Girls: Fields 1 & 2 | Meet between fields 1 & 2
2013 Girls: Fields 3 & 4 | Meet between fields 3 & 4
2012 Girls: Fields 5, 6, 7 | Meet between fields 6 & 7
2011 Girls: Fields 11 & 12 | Meet between fields 11 & 12
2010 Girls: Fields 9 & 10 | Meet between fields 9 & 10
2009 Girls: Field 8 | Meet at Field 8
2014 Boys: Fields 1 & 2 | Meet between fields 1 & 2
2013 Boys: Fields 3 & 4 | Meet between fields 3 & 4
2012 Boys: Fields 6 & 7 | Meet between fields 6 & 7
2011 Boys: Fields 11 & 12 | Meet between fields 11 & 12
2010 Boys: Fields 9 & 10 | Meet between fields 9 & 10
2009 Boys: Field 8 | Meet at Field 8
GK: Next to Field 6

TO PLAYERS THAT ATTENDED IN JULY/AUGUST:

You do not check in at the desk if you came in JULY/AUGUST and have your numbered shirts. Please report to the field site posted about 15 minutes prior to your session and be warmed up and ready to go. **Please bring BOTH your Gray and Blue Tryout shirts with you**, the coach will tell you when you arrive which color to put on. Always, bring your ball, WATERBOTTLE and shin guards as well.

TO PLAYERS CHECKING IN FOR THE FIRST TIME: (Did not attend in July/August)

New players should go directly to the Check in desk.

Player Check-In: (One time ONLY.)

New Players will check in at Mistlin Sports Park at "HQ" (Parking lot level) near Field 8.

Check -In is Open (1) hr. prior to each session

All players that did not attend in July/August need to check-in at the event desk to get their tryout Jerseys. You only need to do this ONE time, because we EXPECT you to keep your Jersey's and use them at all the dates you attend and events. DO NOT lose your shirts, they are your assigned number and cannot be replaced. All Keepers should refer to the Goalkeeper information.

Medical Release: (Required)

Please remember your Medical Release, all Players checking in (first time only) are required to provide this in order to participate. Once you turn this in and get your tryout Jerseys, you will be all set for the remainder of the dates. If you need to print and complete a new Medical Release, here is the link:

[Medical Treatment Release \(English/Spanish\)](#)

Player Recommendations:

We will reach out to you if we do not have your recommendation. Please do not email us for a confirmation, we simply do not have the manpower to answer all those inquiries. I have reached out to a few players already and we will continue to do so. The link is: [2025-2026 ODP Try-Out Recommendation Form](#)

Players born in 2009 and 2010 are exempt from the recommendation process, as are those who were on the 2024/2025 State ODP/YOP Pools.

TO ALL PLAYERS:

What to bring to Tryouts: All players will need to bring their own ball, large water bottle and wear shin guards, cleats AND BRING BOTH JERSEYS.

Team Assignment in TeamSnap: I have had a number of inquiries from parents asking about a “team assignment” in TeamSnap after the player is registered. Players will not be assigned to a specific team in TeamSnap until after the try-outs are concluded, and the pools have been named.

Absences: We have added a link for those of you to report your absence for Sunday, September 7th. This is not required but appreciated, as the staff who would like to know "who" is missing from their sessions. Here is the link: [2025-2026 Player Absent Form](#)

VERY IMPORTANT:

Field/Area Restrictions: In order to make this process smoother, there are areas we ask that parents/spectators/siblings avoid during the try-out period, please respect the restrictions. I have also included the Field Map so you can review the areas parents must avoid.

- **Check in Desk** - Player's all know their own names and birthday. Please make sure they have their completed medical form. **Player's only in the Check in area. This will be clearly defined and meant for all.**
- **LOWER FIELDS: (#1-8) - Anywhere in the “bowl” area of fields 1-8.** Parents should camp at the parking lot level only. Those choosing to sit in the areas between the Softball quad and fields are asked to respect the “Touch line” that will be placed there. We will be asking parents who choose to sit in this area to move up higher if they inch their way into the bowl.
- **UPPER FIELDS: (#9-12)- Parents should stay in the parking areas (Lot or Dirt), not on the grass, or sidewalks.**
- **Behind any/all Goal areas** (please DO NOT put chairs on the sidewalks near the end of fields 9&10. Please do not camp behind any of the goal areas. Parents hanging around the goals areas will be asked to move.

The most stressful part of the day is the staff having to manage the “Restricted areas”! When you think no one is there to manage the spectators, that is when I get calls from the Head Coaches to please come deal with problems. Let's all please follow the policies so we can use all our manpower to make the day the very best it can be for the players'.

Tryout uniform:

Your tryout uniform (Jersey's) will be issued to you at Check-In. Your tops will reflect the number you are assigned at check in, and will be the way the staff identify with you during the tryout process. **DO NOT LOSE, GIVE AWAY OR**

MISPLACE YOUR SHIRTS. YOU WILL NEED THESE FOR ALL TRYOUTS, FOR ALL TRAINING SESSIONS AND FOR TRAVEL IF YOU ARE INVITED TO THE POOL. We cannot replace the shirts if lost or missing. (If lost you would have to purchase a new set with a New Number, and this can be problematic during the tryout process). Your first test is to keep track of your (2) Jerseys'!!! And bring them (both) to all try-outs. Black shorts are preferred but not required. White socks are preferred, but not required.

The first part of the tryout process is being a “prepared” player. This is up to you, not your parents. Do you have your Water bottle? (you need to bring this to the field NOT have it delivered by a parent or sibling!) Do you have both Jerseys? Shin guards? Ball?


If we failed to answered any of your questions, please do not call, but email: ODP@calnorth.org

See you on Sunday, September 7th!

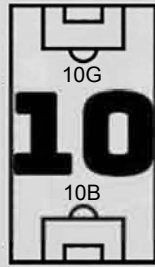

Do not forget your water bottle and Soccer Ball!!!

Thank you,
Joyce Bordley

Staff and Players ONLY



Staff and Players ONLY



Staff and Players ONLY

Staff and Players ONLY




HQ

Staff and Players ONLY




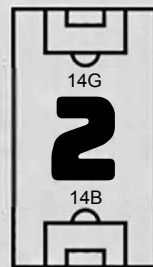
Staff and Players ONLY



Staff and Players ONLY

Staff and Players ONLY

Staff and Players ONLY



Staff and Players ONLY

PARKING

PARKING

PARKING

PARKING

River Rd

P
A
R
K
I
N
G

P
A
R
K
I
N
G

Field Assignments

- 2014 Girls: Fields 1 & 2 | Meet between fields 1 & 2
 - 2013 Girls: Fields 3 & 4 | Meet between fields 3 & 4
 - 2012 Girls: Fields 5, 6, 7 | Meet between fields 6 & 7
 - 2011 Girls: Fields 11 & 12 | Meet between fields 11 & 12
 - 2010 Girls: Fields 9 & 10 | Meet between fields 9 & 10
 - 2009 Girls: Field 8 | Meet at Field 8
 - 2014 Boys: Fields 1 & 2 | Meet between fields 1 & 2
 - 2013 Boys: Fields 3 & 4 | Meet between fields 3 & 4
 - 2012 Boys: Fields 6 & 7 | Meet between fields 6 & 7
 - 2011 Boys: Fields 11 & 12 | Meet between fields 11 & 12
 - 2010 Boys: Fields 9 & 10 | Meet between fields 9 & 10
 - 2009 Boys: Field 8 | Meet at Field 8
- GK: Next to Field 6



MISTLIN
SPORTS COMPLEX

1201 RIVER ROAD, RIPON, CA 95366

